



## ACM ICPC REGISTRATION SYSTEM

1. To register a team, go to the ACM site at <http://icpc.baylor.edu/>.
2. At the bottom left of the page, you will now find links to some help. Click Coach to get some information about the system.



3. Go to the top right of the screen. If you have not signed in since the new system was introduced in April 2008, you must do so now. Pre 2008 coach accounts are no longer valid. Click Register to create a new account, or login if you had an account last year.



4. To sign up, you need to provide personal details as before. The email address you supply will be used as your login name. This is just a part of the form you need to complete.

[Registration for ICPC](#)

[Help](#)

### Registering for ICPC

This is a registration form for coaches, team members and contest staff.

Enter the following information to register for an ICPC account.

\* Indicates a required field

### Login information

Email (username): \*


Password: \*

Retype: \*

### Personal information

Title: \*

5. Alternatively, login using the email address you supplied last time.



**Contacts**



**Login**

Please login using your username and password.

Email:


Password:

Remember me?


 [Register](#)    [Forgot password](#)

6. You will now be able to create teams. On the right of your dashboard is the link:

Select year:

**Dashboard** 


Dashboard

**Teams** 

View my teams

**Create a team**

7. The form provided when you select "Create a team" asks you to select your site – but for our region you will probably not see any sites!

 Good job! Now you are in the wizard for creating a team and a reservation. Now you are ready to pick a site for the contest in which you want to compete.

How to find at which site to compete?

- You can find information about the contests at our home page.
- The local contest page guides you in which site to choose.
- The site in your closest place (your university).

[Help](#)

**Pick a site**

- ▶ The 2010 World Finals of the ACM International Collegiate Programming Contest
- ▶ The 2009 Africa and the Middle East Regional Contest
- ▶ The 2009 Asia Regional Contests
- ▶ The 2009 Europe Regional Contest
- ▶ The 2009 Latin America Regional Contest
- ▶ **The 2009 North America Regional Contest**
- ▶ The 2009 South Pacific Regional Contest
- ▶ ACM-ICPC World Finals 2009 (Not available for registration)
- ▶ Africa and the Middle East (Not available for registration)
- ▶ Asia (Not available for registration)
- ▶ CLI Symposium (Not available for registration)
- ▶ Europe (Not available for registration)
- ▶ IBM (Not available for registration)
- ▶ KTH (Not available for registration)
- ▶ Latin America (Not available for registration)
- ▶ North America (Not available for registration)
- ▶ South Pacific (Not available for registration)

[open](#) [close](#)

8. You will need to expand our contest items until you see the site list. Select the appropriate site. Select a Schools site **only** if you are registering a school team.



9. This will take you to the page where you can enter team details:

**Team info**

Site: Auckland (South Pacific Contest)

Team name : \*

Teams to register:

---

**Institution search** «

[Help](#)

Criteria:

---

**Institution/school search results (total: 3420)**

"Konstantin Preslavsky" University of Shumen	<a href="#">Set</a>
A.I.Cuza University	<a href="#">Set</a>
Aarhus University	<a href="#">Set</a>
Abilene Christian University	<a href="#">Set</a>
Academical Physical - Technological University of Russian Academy of Sciences	<a href="#">Set</a>

[« First page](#) < [Previous page](#)  [Next page](#) > [Last page](#) »

---

**Drop**

**Institution: \***

10. You now need to find your institution. If you entered teams last year, you should be able to locate it if you enter enough of its name into the search field. You then drag its name into the drop box. I found AUT easily enough.

**Institution search** «

[Help](#)

Criteria:

**Institution/school search results (total: 1)**

AUT University

<< First page < Previous page 0-5 Next page > Last page >>

**Drop**

Institution: \* AUT University

For new institutions, you must contact the ICPC manager and have them added.

**Institution search** «

[Help](#)

Criteria:

**Institution/school search results (total: 0)**

Based on search criteria no institution found.  
Please contact [manager](#) to add your institution

<< First page < Previous page 0-5 Next page > Last page >>

11. You can now register teams. Bear in mind that whatever you enter in the Team name box will be duplicated when you click on "Set". To get the names below, I had 2 teams with an empty top name box, then put AUT in the top box and changed the number to 4. You can change names later, so it may make sense to start with default names.

**Team info**

Site: Auckland (South Pacific Contest)

Team name 1: \*

Team name 2: \*

Team name 3: \*

Team name 4: \*

Teams to register:

12. You will be asked to confirm the new teams.

13. Now you can see a list of your teams.

Select year:

**Your managed teams and reservations**

	<a href="#">AUT 1</a>	Auckland (South Pacific Contest)	[PENDING]
	<a href="#">AUT 2</a>	Auckland (South Pacific Contest)	[PENDING]
	<a href="#">AUT 3</a>	Auckland (South Pacific Contest)	[PENDING]
	<a href="#">AUT 4</a>	Auckland (South Pacific Contest)	[PENDING]
	<a href="#">AUT 5</a>	Auckland (South Pacific Contest)	[PENDING]

[Show filter/sort](#)

14. Click on one of the teams to allow adding of contestants. Click on Add team Member

Team AUT 1 [\[Bookmark\]](#)

[Help](#)

Reservation **Billing**

Team: AUT 1 Institution: AUT University

Contest > Site: The 2009 South Pacific Contest > Auckland Coach: Phil Robbins

Status: (Pending)

---

Status:

Extended status: Move reservation:

**Team members**

15. Contestants are easiest to add if they have already registered in the ICPC system.

**Pick a person**

Type first name, last name, country (us,cz..) or email of person you are trying to appoint.

**Person:**


Cannot find person in the system

(People found: 0-15 / 15 - page by '>')	
name	username
Shaun Ramsey	sramsey2@washcoll.edu
Shaun Bouckaert	s.bouckaert@student.qut.edu.au
Shaun Narayan	shaun.narayan@gmail.com
Shaun Bangay	s.bangay+acmcomp@ru.ac.za
Test Case	shaun.bangay@gmail.com
Shaun McFall	mcfall_s@denison.edu
Shaun Williams	shaunwilliams@gmail.com
Shaun McDowell	swanee@ufl.edu
Shaun Moodley	shaunm@cs.ukzn.ac.za
Shaun Williams	chiefwiggum021@hotmail.com
Shaun Schreiner	scschreiner@pluto.dsu.edu

16. If the student is not registered, you must add them to the system.

**Pick a person**

Type first name, last name, country (us,cz..) or email of person you are trying to appoint.

**Person:** \* (People found:0-1 /1 - page by '>')  
Phil Robbins  Robbins.  
[Help](#)

Cannot find person in the system? [Add new person](#)

**Pick a person**

\* All values are required

**Email:** \*

**First name:** \*

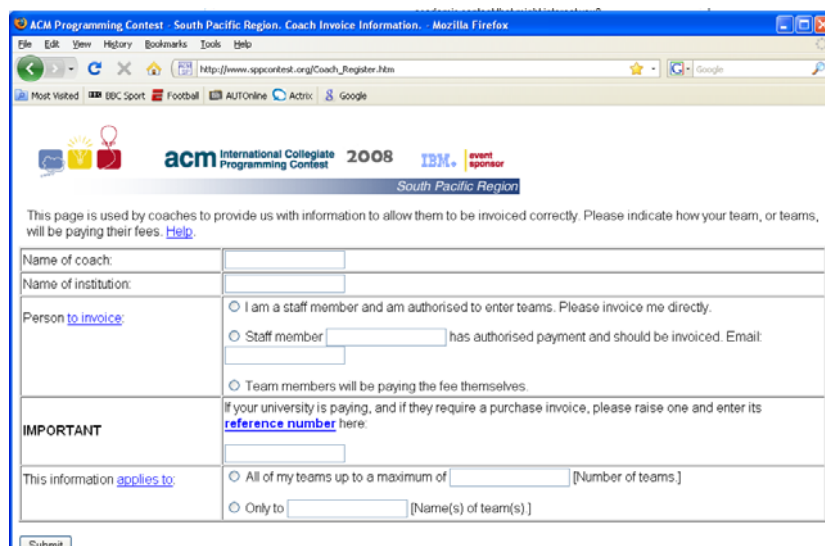
**Last name:** \*

**Gender:** \*

The contestant will be sent an email asking them to complete their personal details.

## Invoice Information

When you register a team, the ICPC registration system should send you an email to confirm that this has happened. The email will contain the URL of an online form which you are asked to complete.





ACM Programming Contest - South Pacific Region. Coach Invoice Information. Mozilla Firefox

File Edit View History Bookmarks Tools Help

http://www.sppcontest.org/Coach\_Register.htm

Most Visited BBC Sport Football AUTOnline Actric Google

 **acm** International Collegiate Programming Contest 2008  **IBM** event sponsor  
South Pacific Region

This page is used by coaches to provide us with information to allow them to be invoiced correctly. Please indicate how your team, or teams, will be paying their fees. [Help](#).

Name of coach:

Name of institution:

Person to invoice:

I am a staff member and am authorised to enter teams. Please invoice me directly.

Staff member  has authorised payment and should be invoiced. Email:

Team members will be paying the fee themselves.

**IMPORTANT** If your university is paying, and if they require a purchase invoice, please raise one and enter its [reference number](#) here:

This information applies to:

All of my teams up to a maximum of  [Number of teams.]

Only to  [Name(s) of team(s).]

You usually need to complete this just once for all your teams. The exception would be if some teams were being paid by different methods from others.

## Contestants

Your contestants each have to register themselves with the ICPC system. Before a team can be accepted, it must contain 3 contestants, and each must have completed their Personal Profile.

**Dialog: Edit Personal Account** ✕

**PERSONAL INFORMATION**

\* Email

Title

\* First Name

\* Last Name

\* Badge Name

\* Home Town

\* Country

When we publish your name on the web, may we include your email address?

Are you interested in knowing more about employment opportunities at IBM? If so you will be emailed details.

May we inform you by email about this contest and other academic contest that might interest you?

Registration Complete

**EXTENDED CONTACT INFO**

\* Job Title

\* Institution

Fax

\* Emergency Phone

\* Emergency Contact Name

Mobile

Pager

**SHIPPING ADDRESS**

\* Address Line1

Address Line2

\* City

State (If Applicable)

\* Postal Code (Zip)

**MISC. INFO**

\* Shirt Size  S  M  L  XL  XXL  XXXL

\* Gender  FEMALE  MALE

ACM ID

Special Needs

**CONTACT INFO**

Voice Phone

**EXTRA FIELDS REQUESTED BY CONTESTS**

No Extra Fields to fill out.